

STAR WARS™

C-3PO™
CLAPPER®

CLAP ON! CLAP OFF! Sound Activated ON/OFF switch!



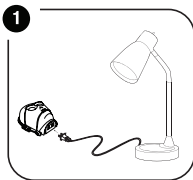
Joseph Enterprises, Inc.
Hillside, NJ 07205

***Congratulations!** You are now the owner of the C-3POTM Clapper[®]. The C-3POTM Clapper[®] is a sound activated on and off switch for appliances. The C-3POTM Clapper[®] can operate an appliance by clapping two times to turn it on and clapping two times again to turn it off. Each time you turn your appliance on or off the C-3POTM Clapper[®] speaks a line from the movie Star Wars.*

How to operate an appliance by clapping 2 times

1. Plug an appliance into the receptacle of the C-3POTM Clapper[®].
2. Plug the C-3POTM Clapper[®] into the wall socket.
3. Manually turn your appliance on.
4. Turn your appliance on or off by clapping twice with a half second pause between each clap.
5. After user claps twice appliance will turn on or off and the C-3POTM Clapper[®] will speak.
6. The C-3POTM Clapper[®] will also speak (without a connected appliance) after clapping twice.

INSTRUCTIONS




1. Plug an appliance into the receptacle of the C-3PO™ Clapper®.



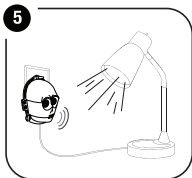
2. Plug the C-3PO™ Clapper® into the wall socket.



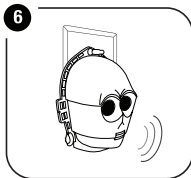
3. Manually turn your appliance on.



4. Turn your appliance on or off by clapping twice with a half second pause between each clap.



5. After user claps twice, appliance will turn on or off and C-3PO™ Clapper® will speak.



6. C-3PO™ Clapper® will also speak (without a connected appliance) after clapping twice.

Microphone

Speaker

Plug

BACK


BOTTOM



Socket



CLAP TO
ACTIVATE A LAMP
AND HEAR
C-3PO™ SPEAK.....



CLAP ON!

"Hello sir"
"All systems
have been alerted
to your presence."



CLAP OFF!

"Something's not right,
because now I can't see."
"Oh dear."

Hints and Tips

If the C-3PO™ Clapper® does not turn on when clapping:

- a. Make sure the C-3PO™ Clapper® is plugged in properly.
- b. Make sure the appliance is plugged all the way into the socket in the C-3PO™ Clapper®.
- c. Make sure the appliance is turned on and the appliance is functional.
- d. Make sure the claps are loud enough and have the correct timing. See above for the timing of the claps.
- e. Be careful in a room with a lot of echoes – the C-3PO™ Clapper® can hear the echoes as noise or other claps and not turn on the light.

Frequently Ask Questions (FAQ)

1. Which appliances does the C-3PO™ Clapper® work with?

- a. Christmas Tree lights
- *Yes that is a good use of the product.*
- b. Fluorescent lights
- *Yes*
- c. LED Light Bulbs
- *Yes*

- d. Normal (Incandescent) lights
 - *Yes*
- e. A television
 - *It is possible, but most of today's TVs need to remain plugged in to keep their settings and work with the remote control.*
- f. A radio
 - *Yes, but be aware that some of the today's radios require that they be plugged in all of the time or do not turn on when power is applied. Those will not work.*
- g. A three-way light bulb
 - *Yes. Set the light to one of the three brightness levels, then the C-3PO™ Clapper® is used to turn on and off the light.*

2. Which appliances should I NOT use with the C-3PO™ Clapper?

- a. Any electrical heating appliance
 - coffee maker
 - A space heater
 - Toasters
 - Etc.

- b. Medical equipment
- c. Inductive loads, such as a motor
- d. An Air conditioner
 - An Air conditioner is higher than the maximum allowed wattage of 200 watts
- e. A computer monitor
 - Most computer monitors do not turn on when the power is applied so this is not a good application for the C-3PO™ Clapper®.

3. Does the C-3PO™ Clapper® have two or three prong sockets?

- Two prong

4. What is the Maximum wattage that the C-3PO™ Clapper® can control?

- 200 watts

5. Does the C-3PO™ Clapper work overseas on 220 volts?

- No, the C-3PO™ Clapper® is designed only for 120 vac.

6. My Clapper is not working anymore why?

The C-3PO™ Clapper® is made with a fuse for safety reasons.

1. If the C-3PO™ Clapper® is over loaded with too high of wattage the C-3PO™ Clapper® fuse will blow and the C-3PO™ Clapper® will not work. The fuse is not replaceable by the user.
2. If the C-3PO™ Clapper® is controlling a Light bulb that burns out this may also blow the fuse and the C-3PO™ Clapper® will not work.

7. How close do I need to be to the C-3PO™ Clapper® for it to hear my claps?

This depends greatly on the room and the objects between you and the C-3PO™ Clapper®

1. First do not block the C-3PO™ Clapper® with drapes or furniture. These will block your claps from reaching the C-3PO™ Clapper®.
2. Familiarize yourself with how the C-3PO™ Clapper® works in your room by —
 - a. Standing within about 3 feet of the C-3PO™ Clapper® and clap to turn on/off the light.

- b. Move back a few feet and try again.
 - c. Continue until you are too far away from the Clapper for it to detect your claps.
3. Now you know the clap detection range in your room.

IMPORTANT SAFETY NOTES

- a. CAUTION: Risk of Electric Shock and Fire Hazard.
- b. This is not a toy and is not intended for use by children.
- c. For adult use only.
- d. Match wide blade of plug to wide slot, fully insert.

For safe use, plug only into exposed wall outlets where a device is ventilated and cannot contact bed covering or other material.
- e. Do not use with extension cords.
- f. Do not use the C-3PO™ Clapper® with any electrical heating appliances such as toasters, hair dryers, coffee pots, etc.
- g. Do not use the C-3PO™ Clapper® with any appliance that can create a fire hazard with prolonged use
- h. Do not use with medical equipment.

- i. Do not use with inductive loads.
- j. The maximum wattage for an appliance is 200 watts
- k. Indoor Dry Location Use Only

WARNING

The C-3PO™ Clapper® requires standard 120 VAC power.

Do not plug the C-3PO™ Clapper® into any non-standard power source as this may lead to electric shock or fire.

For example, Do Not use the C-3PO™ Clapper® on a dimming circuit.

This device complies with part 15 of the FCC Rules. Operation is subject to the following two conditions:

1. This device may not cause harmful interference.
2. This device must accept any interference received, including interference that may cause undesired operation.

CAUTION: The user that changes or modifications not expressly approved by the party responsible for compliance could void the user's authority to operate the equipment.

NOTE: This equipment has been tested and found to comply with the limits for a class B digital device, pursuant to part 15 of the FCC Rules. These limits are designed to provide reasonable protection against harmful interference in a residential installation. This equipment generates, uses and can radiate radio frequency energy and, if not installed and used in accordance with the instructions, may cause harmful interference to radio communications. However, there is no guarantee that interference will not occur in a particular installation. If this equipment does cause harmful interference to radio or television reception, which can be determined by turning the equipment off and on, the user is encouraged to try to correct the interference by one or more of the following measures:

- Reorient or relocate the receiving antenna.
- Increase the separation between the equipment and receiver.
- Connect the equipment into an outlet on a circuit different from that to which the receiver is connected.
- Consult the dealer or an experienced radio/TV technician for help.

Thirty (30) Day Limited Warranty

Joseph Enterprises offers a thirty (30) day limited warranty to the *original* purchaser of the C-3PO™ Clapper®. The warranty covers defects in workmanship and materials only. It does not apply to product failures resulting from accidental damage, neglect, misuse or any other cause not associated with defects in workmanship or materials. Should the C-3PO™ Clapper® prove to be defective within the thirty (30) days from the date of purchase, the product will either be repaired or replaced, at Joseph Enterprises' discretion, free of charge. To receive warranty service, return the product insured, along with proof of purchase date and postage pre-paid to the address below. Purchasers are advised to carefully read and follow the operating and safety instructions contained in this book and included on the back of the product.

This particular warranty shall disclaim Joseph Enterprises' obligation and sole responsibility respecting the product and all other warranties, implied or expressed, including implied warranties of fitness for a specific purpose. Joseph Enterprises does not authorize retailers and others to make any warranty concerning the product. Some states do not permit time limitations on an implied warranty, or limitation or exclusion of incidental or consequential damages, so the above limitations may not pertain to you.

This warranty grants you specific legal rights and you may also have additional rights that vary from state to state.

WE WELCOME YOUR FEEDBACK

*Many questions can be answered by calling our
Clapper Hotline at **800-557-5856**.*

*For quick answers to common questions, please refer to our
website's **FAQ** section. If you have further inquiries,
email us at **help@chia.com**.*